



Energy-efficient Hopper Dryer

SEHD-200

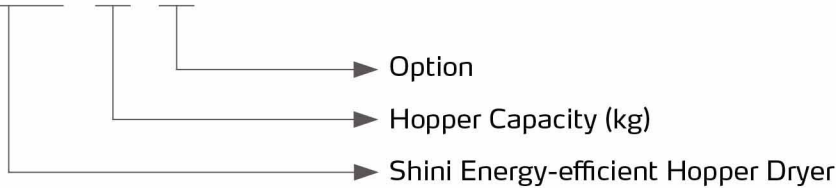


Refer carefully to this manual before operation.

SEHD Series

■ Coding Principle

SEHD - xx - xx



■ Features

Optimal structure

- Down-blowing structure design reduces the difference between inlet air temperature and heater temperature to ensure stable inlet air temperature.
- Adopt heat-insulated blower to prolong blower lifespan.
- The heating tank adopts double-layer insulation structure which not only can reduce the power consumption but also can avoid heating the ambient temperature.
- All material contact surfaces are made of stainless steel to eliminate material contamination.
- Detachable hopper base and maintenance door (except SEHD-12&25) for easy access.



Heat insulation blower



Down-blowing structure



Maintenance door



Double-layer insulated Structure



Internal structure

User-friendly design

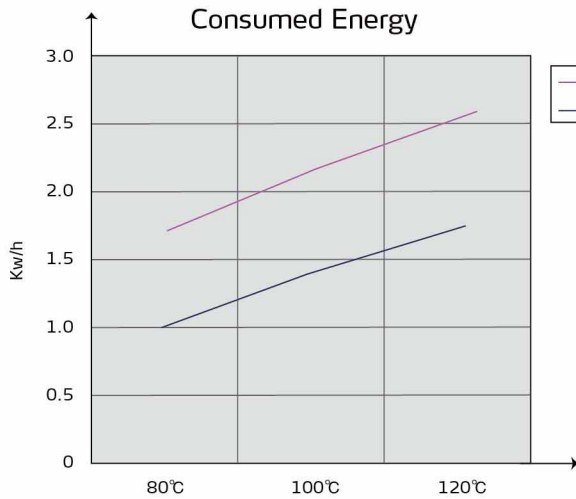
- SEHD-25-150 heater with lead sheet connected and all series are equipped with the temperature protector as to prevent the heater from burning.
- With overheat function, when the drying temperature exceeds the set deviation value, the main power supply will be automatically cut off.
- All series are standard equipped with the weekly timer and intermittent operation function.
- All series are equipped with microcomputer control and RS485 communication interface.
- The max. drying temperature can reach 160°C.



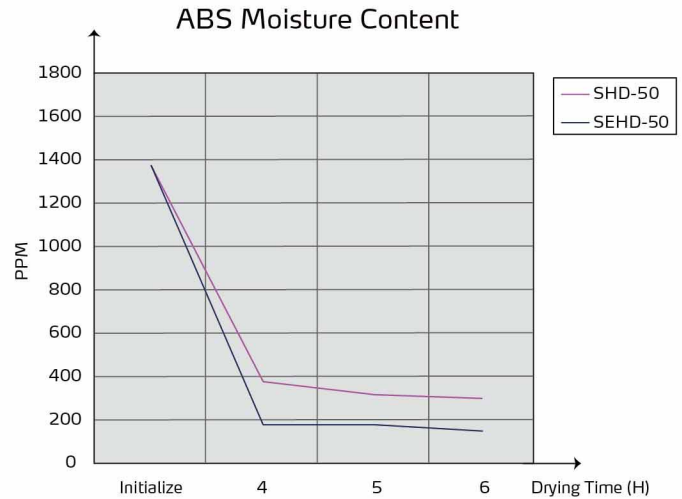
RS485 Communication interface

Energy efficient

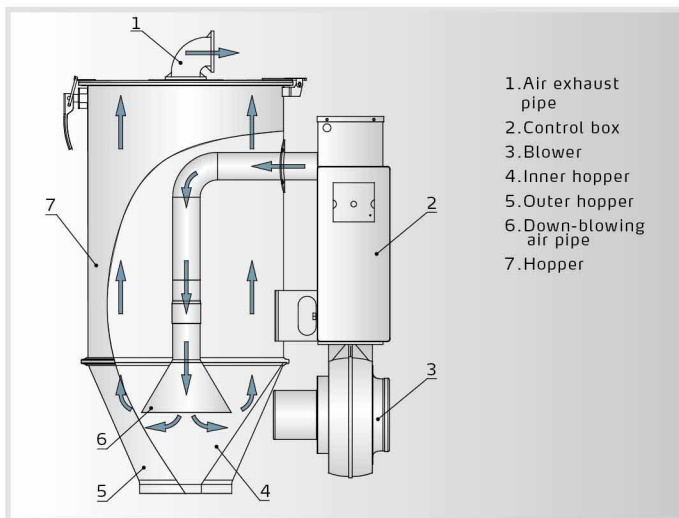
Take 50kg processed materials for example, SEHD can save 30-40% energy consumption compared with old SHD models under the same condition, which has significantly improved drying effect.



(* Above datum are for reference only)



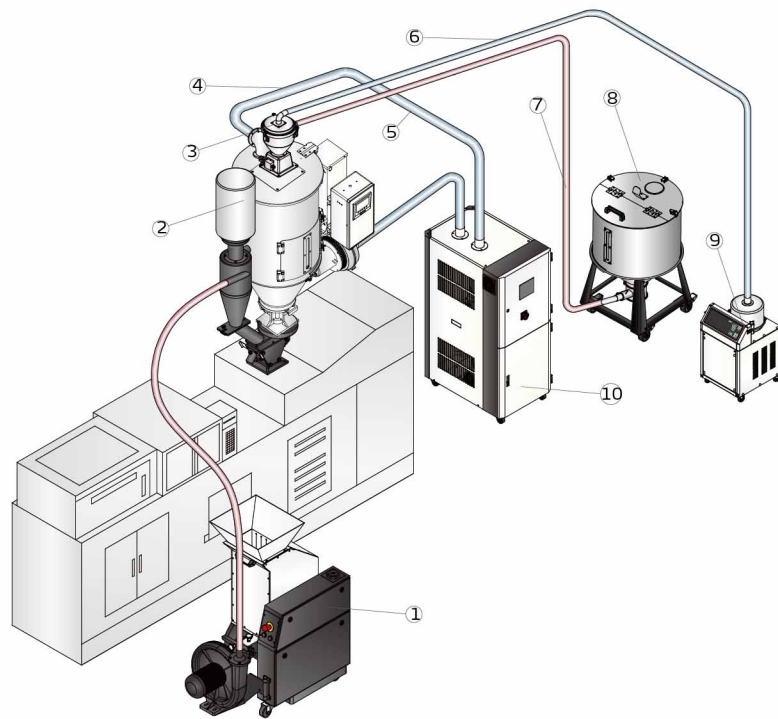
Working Principle



Application

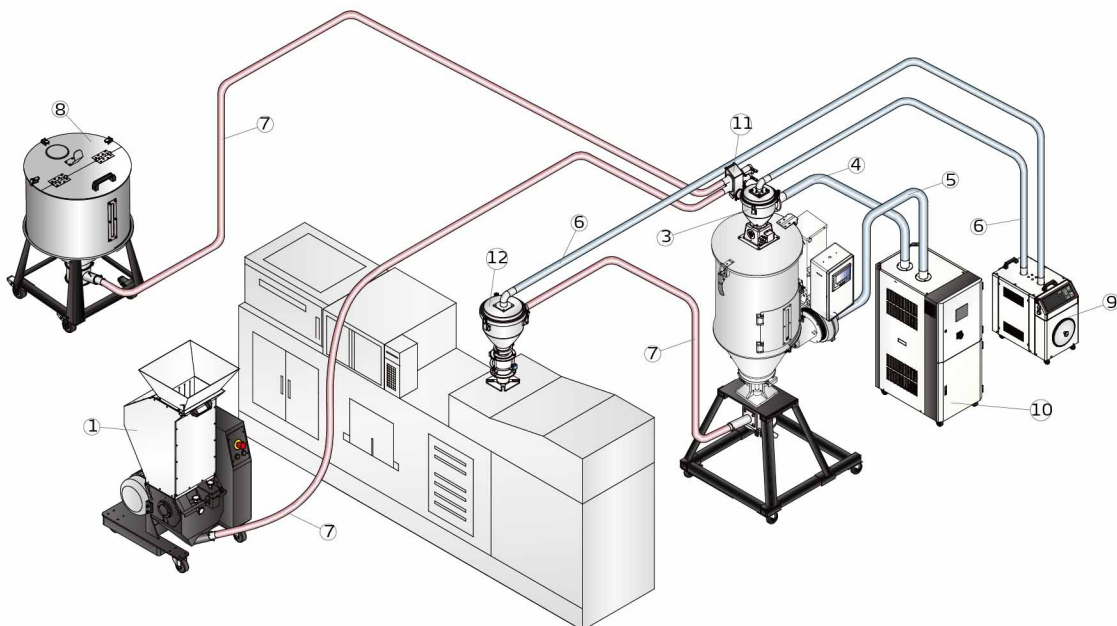
The SEHD energy-efficient hopper dryer can be used for drying most non-hygroscopic materials, such as PS, PP, ABS, etc. which can reach the highest drying temperature up to 160°C. In addition, multiple accessories are optional to realize different functions, such as recycling hot air and filtering metal impurities in the materials. With the floor stand, it makes floor mount of the machine available.

SEHD Series



Direct Mounting (SEHD-300 and below models)

1. Low-speed granulator
2. 30-sec instant recycle
3. Vacuum hopper receiver
4. Return air
5. Dehumidifying air
6. Vacuum pipe
7. Material pipe
8. Material tank
9. Main vacuum unit
10. Honeycomb dehumidifier
11. Proportional valve
12. Photosensor hopper receiver

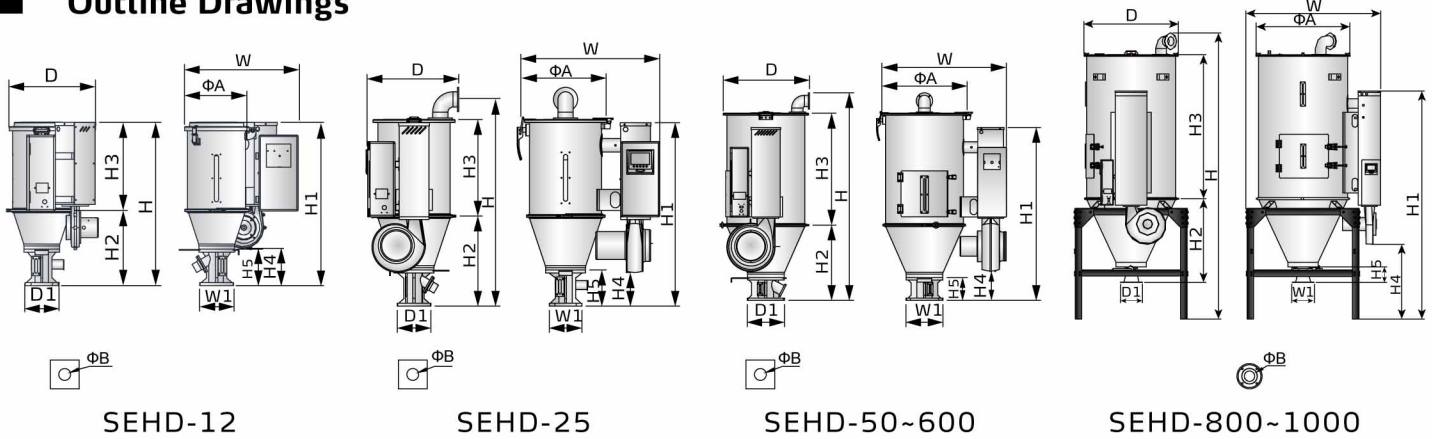


Floor Stand Mounting (SEHD-400 and above models)

Options

- For models with hopper polished inside, add "P" at the end of the mode code.
- The high temp. model can reach the max. temp. of 180°C, and add "H" at the end of the model code. (Suitable for SEHD-12~200)

Outline Drawings



Specifications

Model SEHD-	12	25	50	75	100	150	200	300	400	500	600	800	1000	
Heater (kW)	2.2	3	3.9	4.2	6	6.6	8.4	9.6	18	19.2	21	21	24	
Blower (kW)	0.1	0.12	0.12	0.12	0.12	0.12	0.18	0.18	0.55	0.55	0.55	3.7	3.7	
Hopper Capacity	kg	12	25	50	75	100	150	200	300	400	500	600	800	1000
	lb	26.5	55.1	110.2	165.3	220.5	330.7	441	661.4	881.8	1102.3	1322.8	1763.7	2204.6
H	mm	761	1010	1196	1476	1442	1782	1675	2058	2202	2382	2586	3060	3502
	Inch	30	39.8	47	58.1	56.8	70.2	65.9	81	86.7	93.8	101.8	120.5	137.9
H1	mm	761	754	939	939	1201	1201	1363	1363	1618	1618	1618	2442	2442
	Inch	30	29.7	37	37	47.3	47.3	53.7	53.7	63.7	63.7	63.7	96.1	96.1
H2	mm	350	404	452	452	523	523	617	617	844	844	844	898	898
	Inch	13.8	15.9	17.8	17.8	20.6	20.6	24.3	24.3	33.2	33.2	33.2	35.4	35.4
H3	mm	411	454	609	890	778	1118	820	1203	1120	1300	1504	1543	1975
	Inch	16.2	17.9	24	35	30.6	44	32.3	47.4	44.1	51.2	59.2	60.7	77.8
H4	mm	174	138	184	184	201	201	285	285	546	546	546	800	800
	Inch	6.9	5.4	7.2	7.2	7.9	7.9	11.2	11.2	21.5	21.5	21.5	31.5	31.5
H5	mm	170	150	150	150	158	158	231	231	288	288	288	167	167
	Inch	6.7	5.9	5.9	5.9	6.2	6.2	9.1	9.1	11.3	11.3	11.3	6.6	6.6
W	mm	531	638	709	720	864	864	986	986	1176	1176	1176	1448	1448
	Inch	20.9	25.1	27.9	28.3	34	34	38.8	38.8	46.3	46.3	46.3	57	57
D	mm	404	430	477	477	600	600	767	767	935	935	935	1025	1025
	Inch	15.9	16.9	18.8	18.8	23.6	23.6	30.2	30.2	36.8	36.8	36.8	40.4	40.4
D1	mm	130	158	158	158	238	238	218	218	345	345	345	234	234
	Inch	5.1	6.2	6.2	6.2	9.4	9.4	8.6	8.6	13.6	13.6	13.6	9.2	9.2
W1	mm	130	148	148	148	238	238	218	218	345	345	345	234	234
	Inch	5.1	5.8	5.8	5.8	9.4	9.4	8.6	8.6	13.6	13.6	13.6	9.2	9.2
ΦA	mm	299	387	470	470	594	594	750	750	910	910	910	1025	1025
	Inch	11.8	15.2	18.5	18.5	23.4	23.4	29.5	29.5	35.8	35.8	35.8	40.4	40.4
ΦB	mm	52	55	55	55	90	90	90	90	116	116	116	161	161
	Inch	2.0	2.2	2.2	2.2	3.5	3.5	3.5	3.5	4.1	4.1	4.1	6.3	6.3
Net Weight	kg	35	40	45	75	85	95	100	120	165	170	240	360	400
	lb	77	88	99	165	187	209	220	265	364	375	529	794	882

Notes: 1) Above loading capacity is based on pellet material of 0.65kg/L(5.5lb/gal) in bulk density and 3~5mm(0.1~0.2inch) in diameter.
2) Power: 3Φ, 230/400/460/575VAC, 50/60Hz.

We reserve the right to change specifications without prior notice.

Shini Group

Addr: No. 23, Minhe St., Shulin Dist.,
New Taipei, Taiwan

Tel: +886 2 2680 9119

Fax: +886 2 2680 9229

Email: shini@shini.com

Factories:

- Taiwan
- Dongguan
- Pinghu
- Ningbo
- Chongqing
- Pune